



Hazardous Building Materials Register and Asbestos Management Plan



Ashfield Council

**Pratten Park
Arthur Street
ASHFIELD NSW 2131**



Survey Date: 29 September 2015

Report Date: 12 November 2015

Report Number: 9206.05.HMSR



GETEX PTY LIMITED
ABN 99 116 287 471

Suite 2.02, Level 2, Waterloo Business Park
35 Waterloo Road, Macquarie Park NSW 2113
Phone: (02) 98892488 Fax: (02) 98892499
Email: help@getex.com.au Web: www.getex.com.au



Document Control

Revision Number	Revision Date	Document Number	Author	Author Signature	Reviewer	Reviewer Signature
Revision 0	12/11/2015	9206.05.HMSR	Peter Fox		Michael Tierney	

Table of Contents

1. Executive Summary	5
1.1 Scope.....	5
1.2 General Guidelines for Use	6
2. Definitions	7
3. Recommendations	9
3.1 Recommendations by Priority.....	9
3.1.1 High Priority Recommendations (P1)	9
3.1.2 Medium Priority Recommendations (P2)	9
3.1.3 Remedial Action	10
3.1.4 Low Priority Recommendations (P3 and P4)	10
3.2 General Management Recommendations	11
4. Statement of Limitations	12
5. Methodology.....	14
5.1 Areas Not Accessed.....	15
6. Controls.....	16
7. Hazardous Building Materials Register (Refer to the Asset Table below)	18
7.1 How to Use the Hazardous Building Materials Register.....	18
8. Asbestos Management Plan.....	39
9. Hierarchy of Control	39
10. Responsibilities	40
10.1 Responsibilities of Ashfield Council	40
10.2 Responsibilities of Maintenance Personnel & Tenants/Facility Managers.....	40
10.3 Responsibilities of Contractors & Emergency Personnel Working On-Site	41
11. Consultation and Information.....	42
12. Labelling.....	43
13. Steps Required During Asbestos Related Works	44
13.1 General Site Set Up	44
13.2 General Requirements for Decontamination Works.....	44
13.3 Painting or Cleaning of Asbestos Cement Sheeting	45
13.4 Drilling into Asbestos Cement Sheeting or Backing Boards.....	45
13.5 Asbestos Air Monitoring & Clearance Inspection(s).....	46
14. Emergency Response	46
15. Review of the Asbestos Management Plan	48

Asset	Building Reference	Page Number
1	Grandstand	19
2	Commentary Box	23
3	Scoreboard Building	25
4	Maintenance Shed	28
5	Eastern Token Booths	31
6	Eastern Toilet Blocks	33
7	North-western Token Booths	3
8	Western Toilet Block	37

Appendix I Sample Register & Asbestos Sample Analysis Report

Hazardous Building Materials Register and Asbestos Management Plan

Prepared For: Ashfield Council

Client Contact: Ray McMaster

Site: Pratten Park
Arthur Street
ASHFIELD NSW 2131

1. Executive Summary

1.1 Scope

Getex Pty Ltd (Getex™) was engaged by Ray McMaster of Ashfield Council to undertake a Hazardous Materials survey for the determination of the type, condition and extent of hazardous building materials that might be present at Pratten Park, Arthur Street, ASHFIELD NSW 2131.

The hazardous materials assessed included asbestos, lead in paint, lead in dust, Synthetic Mineral Fibre (SMF) and Polychlorinated Biphenyls (PCBs). The aim of the survey was to:

- Inspect all accessible areas of the site and identify any suspected hazardous building materials;
- Sample materials suspected of containing hazardous building materials;
- Compile a hazardous building materials register for the site;
- Provide advice regarding the ongoing management of hazardous building materials identified in the survey; and
- Prepare an asbestos management plan to provide advice regarding the ongoing management of asbestos materials identified in the survey.

The Getex Hazardous Building Materials Register and Asbestos Management Plan constitutes an Asbestos Register and an Asbestos Management Plan under the Safe Work Australia Code of Practice (How to Safely Remove Asbestos); and the Code of Practice (How to Manage and Control Asbestos in the Workplace) which are both approved under Section 274 of the Work Health and Safety Act 2011.

The site was investigated on 29 September 2015:

Investigator	Qualifications
Peter Fox	Consultant, BSc

1.2 General Guidelines for Use

The Hazardous building materials register is a list of building materials identified in the investigation that fall into one of these three categories:

- 1) The material was identified as containing Hazardous Materials;
- 2) The material was investigated and found not to contain Hazardous Materials, or
- 3) The material was considered to be of a type that could be confused with a hazardous material (e.g. fibre cement sheeting containing no asbestos).

Entries are presented within the register relating to each material that falls into one of the three categories listed by area along with an example photo of the material.

Please follow these general guidelines in the use of the register:

- 1) Ensure that a copy of the register is available on Site and may be viewed by contractors working in the area. Copies of the register are to be supplied to any tenants on request.
- 2) If work is being conducted in a particular area identify all hazardous items within the register and ensure the relevant controls are followed by workers or contractors if working in the vicinity of the material e.g. do not drill, cut grind or sand.
- 3) Remove all identified asbestos materials from Site prior to demolition or refurbishment activities that may disturb the materials.
- 4) Follow any other recommended controls relating to the relevant entry. Including make safe or remediation activities as specified for each item.
- 5) Ensure that the Asbestos Management Plan (Section 8) is read and understood by all parties listed in the Hierarchy of Control.

2. Definitions

Asbestos Related Works

Any activities that may disturb asbestos containing materials in any way. Refer to Work Health and Safety Regulation 2011, Clause 419 for prohibitions and exceptions for asbestos related work.

Bonded Asbestos (Non Friable Asbestos)

WH&S Regulation 2011

Bonded asbestos material means any material (other than friable asbestos material) that contains asbestos.

WorkCover – Working with Asbestos, 2008

Bonded asbestos material is any material that contains asbestos in a bonded matrix. It may consist of Portland cement or various resin/binders and cannot be crushed by hand when dry. Asbestos cement (AC) products and electrical metering boards in good condition are examples of bonded asbestos material.

Safe Work Australia Code of Practice (How to Safely Remove Asbestos) approved under Section 274 of the Work Health and Safety Act 2011.

Means material containing asbestos that is not friable, including material containing asbestos fibres reinforced with a bonding compound.

Emergency Situation

Uncontrolled disturbance of any asbestos containing material.

Friable Asbestos

WH&S Regulation 2011

Friable asbestos material means any material that contains asbestos and is in the form of a powder or can be crumbled, pulverised or reduced to powder by hand pressure when dry.

WorkCover – Working with Asbestos, 2008

Friable asbestos material is any material that contains asbestos and is in the form of a powder or can be crumbled, pulverized or reduced to powder by hand pressure when dry. Sprayed limpet, millboard, pipe and boiler lagging are examples of friable asbestos.

Any asbestos cement products that have been subjected to weathering, or damaged by hail, fire or water blasting, are considered to be friable asbestos and an asbestos removal contractor with a WorkCover licence for friable asbestos is required for its removal.

***Safe Work Australia Code of Practice (How to Safely Remove Asbestos)
approved under Section 274 of the Work Health and Safety Act 2011.***

Means material that is in a powder form or that can be crumbled, pulverised or reduced to a powder by hand pressure when dry, and contains asbestos.

Permit To Work

A document completed by contractors before commencing work acknowledging that they:

- Have read and understood the Hazardous Building Materials Register and Asbestos Management Plan (i.e. this report);
- Are aware of their legal obligations under the Work Health and Safety Act 2011;
- Have been provided the appropriate awareness training with regards to asbestos, and
- Reviewed safety controls with regard to the asbestos identified.

Shadow Vacuuming Technique

The use of a HEPA filtered vacuum with its nozzle placed close to an operating tool to capture dust generated by that tool.

3. Recommendations

3.1 Recommendations by Priority

3.1.1 *High Priority Recommendations (P1)*



P1

High priority items (Control Priorities P1) pose an unacceptable asbestos or hazardous material exposure health and safety risk under present conditions and require urgent remedial action.

P1 items are generally in poor to moderate condition and if asbestos are generally friable in nature. The risk to public health and safety posed by these items is considered to be extreme.

Some examples of P1 items are friable asbestos in dust and friable asbestos lagging debris.

Restrict access to areas containing P1 items immediately and erect signage at the entrances to the area. To ensure that the site is safe for continued use, these materials are to be remediated (as per controls recommended within the register) and a relevant Clearance Certificate obtained as per your obligations under the Work Health & Safety Regulations 2011 as soon as practicable.

If there is any significant delay in remediating these items, it is recommended that background monitoring be conducted in adjacent areas to assess the possible exposure pathways for the hazardous materials and the suitability of these areas for normal activities to proceed.

3.1.2 *Medium Priority Recommendations (P2)*



P2

Medium priority items (Control Priorities P2) also pose an unacceptable asbestos or hazardous material exposure health and safety risk under present conditions and require remedial action as soon as practicable.

P2 items are generally in poor to moderate condition though generally non-friable in nature. The risk to public health and safety posed by these items is considered to be significant. Some examples of P2 items are asbestos cement debris and lead in dust greater than five times the guideline levels.

Limit access to these areas as much as is practicable immediately and erect signage at the entrances to the area. To ensure that the site is safe for continued use, these materials are to be remediated (as per controls recommended within the register) and an Asbestos Clearance Certificate obtained as per your obligations under the Work Health & Safety Regulations 2011 as soon as practicable.

3.1.3 Remedial Action



Remediated

Being familiar with the site, Getex can provide you with cost effective licensed asbestos remediation and an Asbestos or Hazardous Materials Clearance Certificate to certify that the site is safe for continued use.

Please contact Getex on (02) 9889 2488 for further information on how Getex can assist in ensuring your site is safe with respect to asbestos.

3.1.4 Low Priority Recommendations (P3 and P4)



P3

Low Priority items listed in the register (Control Priorities P3 and P4) may remain in place provided they are not disturbed e.g. do not drill, cut, grind or sand.

In some cases, these materials may require sealing of damaged sections or unsealed edges. Please refer to the control measures for the relevant item for more information on how these materials are to be managed.



P4

Some examples of P3 items are asbestos cement sheeting or asbestos vinyl tiles in good condition or with only minor damage. P4 items are by their placement restricted from any significant disturbance, for example, materials that are height restricted such as some asbestos eaves.

P3 and P4 items must be removed prior to any refurbishment or demolition activities within the relevant area.

3.2 General Management Recommendations

The labelling of all hazardous materials is recommended to warn of the dangers of disturbing these materials.

Getex recommends an annual reinspection of the identified Asbestos Containing Materials (ACM) remaining on-site as well as to monitor their condition as per the Code of Practice Code of Practice (How to Manage and Control Asbestos in the Workplace) approved under the Work Health and Safety Act 2011.

It is essential that prior to any demolition or refurbishment activities, the relevant ACM be removed by a suitably qualified licensed Class A or Class B asbestos removalist. If additional suspected ACM are encountered cease all demolition or refurbishment activities pending further investigation by a suitably qualified occupational hygienist such as Getex.

Where asbestos-containing materials are likely to be affected during renovations or maintenance work, then their removal by an accredited/licensed asbestos removalist should be considered prior to any work commencing, ensuring that the contractor has in place and can document their 'Asbestos Removal Control Plan' to safe guard against the release of asbestos fibres into the workplace.

All asbestos removal works must be done in accordance with the Safe Work Australia Code of Practice (How to Safely Remove Asbestos); and the Code of Practice (How to Manage and Control Asbestos in the Workplace).

Any material discovered that is suspected to be hazardous should be assumed to contain hazardous materials with relevant area(s) isolated until expert advice is obtained.

According to the Safe Work Australia Code of Practice (How to Safely Remove Asbestos); (p19) "Air monitoring is mandatory for all friable asbestos removal," and "Air monitoring should be considered where the asbestos removal work is being undertaken in or next to a public location".

Asbestos air monitoring should only be undertaken by an organisation NATA accredited for asbestos air monitoring and should be independent of the removal contractor.

Following removal of asbestos materials, the area must be assessed by a suitably qualified consultant and a clearance certificate issued subject to satisfactory assessment results.

Inspections of the identified hazardous materials should be undertaken every 5 years to ensure that the condition of the asbestos materials has not deteriorated and does not pose a risk to building occupants.

4. Statement of Limitations

Getex Pty Ltd and its staff members are professionally qualified and trained to achieve a suitable level of competency for the tasks undertaken.

Although all work is performed to a professional and diligent standard, the potential variance between the practical limitations of the scope of work undertaken, the cost of our services, all possible issues of concern, and any loss or damages which may be associated with our work are such that we cannot warrant that all issues of concern/asbestos materials have been identified. We therefore limit any potential liability associated with our work to the cost of our services.

All work conducted and/or reports/information produced by Getex Pty Ltd are prepared for a specific objective and within a specified scope of work as agreed between the Client and Getex Pty Ltd. As such this document is only for the use of the Client for the intended objective and may not be suitable for any other purpose. No parties other than the Client may use this document without first conferring with Getex Pty Ltd. Before passing this document onto a third party, the Client must inform the third party of any relevant information relating to this document. It is the responsibility of any party using this report to check to their satisfaction if this report is suitable for their intended use.

All information and/or report(s) prepared by Getex Pty Ltd should not be reproduced and/or presented/reviewed except in full.

Unless specifically mentioned, the inspection did not cover:

- Materials dumped, hidden, or otherwise placed in locations which one could not reasonably anticipate.
- Inaccessible/hidden locations, including wall cavities, under concrete slabs and lift wells.
- Materials other than standard building materials e.g. materials in special purpose facilities.
- Ground surface and underground areas.
- Mechanical, electrical or other items/materials not directly associated with the building structure.
- Materials other than asbestos as identification of a range of other possible hazardous substances can require specialised analysis/inspection techniques.

Where materials which may potentially contain asbestos are identified, these are reported to the best of the consultant's ability. Analysis/testing of materials is generally not included and there is no guarantee that all such materials have been identified.

The investigation conducted was limited in scope. As such, Getex Pty Ltd cannot guarantee that any or all asbestos materials/issues of concern, if present, have been identified as the practical restrictions of the program involved the inspection/review of a limited number of locations/materials which may or may not have identified/intercepted all asbestos materials if present. Furthermore, the distribution of dust, asbestos materials and/or other contaminants may vary with location and there can be no guarantee that a particular sample/location is typical of an extended area.

Settled dusts are known to exist in variety of locations in the general environment and possibly contain a range of substances which may be hazardous at varying levels, particularly if the dust is in the vicinity of hazardous materials such as asbestos containing materials or paint containing lead. Furthermore dusts present may originate from a variety of known and unknown complex sources (such as environmental/atmospheric) that are not related to the presence of bulk hazardous building materials e.g. combustions emissions from automobiles or industry. Due to the above mentioned potential complex sources of dust which may not be identifiable, settled dust is not sampled or commented on except where otherwise stated.

5. Methodology

All accessible areas of the buildings on Site were thoroughly inspected for the determination of the type, condition and extent of any hazardous building materials including asbestos, lead in paint, lead in dust, Synthetic Mineral Fibre (SMF) and Polychlorinated Biphenyls (PCBs) that might be present.

Where visual examination of a material proved to be inconclusive, samples were collected for laboratory analysis. Samples were collected by non-destructive and non-intrusive techniques where available.

Determination of materials containing or potentially containing asbestos or synthetic mineral fibre was based on a visual examination and/or sampling and analysis.

All asbestos samples were analysed by Getex's NATA accredited Laboratory. Asbestos samples were analysed for the qualitative identification of asbestos type fibres in bulk using Polarised Light Microscopy and Dispersion Staining Techniques.

In accordance with Appendix A of Australian Standard AS 4361.2-1998, areas of paint were spot tested for the presence of Lead by wiping exposed areas with a cotton swab soaked with 5% w/v aqueous sodium sulfide solution. A positive result is indicated by a darkening of the test area and a Lead content of greater than 1%.

All paint and dust samples were analysed by a NATA accredited organisation.

Paint samples were analysed for lead content by digestion of paint chips with aqua regia followed by determination of lead in the digest using Inductively Coupled Plasma (ICP) in accordance with Appendix A – Australian Standard AS 4361.2-1998.

Moistened wipes were used to collect surface dust from a known area on the upper side of the ceiling in accordance with Appendix C – Australian Standard AS 4361.2 1998. The dust samples were analysed by sample digestion with Nitric Acid and Hydrogen Peroxide followed by determination of lead in the digest using ICP in accordance with Appendix C – AS 4361.2-1998.

After the completion of the hazardous materials survey, a register was prepared outlining occurrences of hazardous materials in each asset, the condition of the hazardous material the treatment option required and the priority of treatment. The Hazardous Materials Register details the location, description, type, condition, and risk priority of presumed or identified hazardous materials.

5.1 Areas Not Accessed

All reasonable effort was made to investigate the entire property. Where this is not possible due to restrictions caused by construction or safety, an entry is made within the register noting that the area has not been inspected and the reason for this. Such areas include, but are not limited to:

- Height restricted areas;
- Gas, electrical, chemical or pressurised service lines;
- Within service shafts, ducts and wall cavities;
- Areas obstructed by installed equipment; and
- Locked areas to which no key is available at the time of inspection.

Further investigation of these areas is required if refurbishment or demolition activities within these areas are to proceed.


6. Controls

- 1) This Hazardous Building Materials Register and Asbestos Management Plan is to remain on site in a readily accessible location for perusal by interested parties at any time. It is of particular importance that this Hazardous Building Materials Register and Asbestos Management Plan be updated following the removal and disposal of any hazardous building materials or any changes in condition. If works are to involve items of suspect material not covered within the scope of this report it is recommended that confirmation of the material as containing/not containing hazardous materials takes place prior to refurbishment or demolition works.
- 2) All building occupants, visitors to the site, and in particular, service maintenance personnel are to be advised of hazardous building materials management procedures in accordance with the standards and guidelines.
- 3) Prior to any works being undertaken on the site it is important that the Hazardous Building Materials Register and Asbestos Management Plan is reviewed. It is essential that all persons / tradespeople who are required to work on the building be notified about the presence of the hazardous building materials in the identified areas and procedures required to be followed.
- 4) Regular inspections of the identified hazardous building materials is to be undertaken (a minimum of every 5 years) to ensure that the condition of the hazardous materials has not deteriorated and does not pose a risk to building occupants.
- 5) Guidance noted in: the Safe Work Australia Code of Practice (How to Safely Remove Asbestos); and the Code of Practice (How to Manage and Control Asbestos in the Workplace); AS 4361.2 1998 Guide to Lead Paint Management Part 2: Residential and Commercial Buildings; Polychlorinated Biphenyls Management Plan ANZECC (Revised Edition April 2003); National Code of Practice for the Safe Use of Synthetic Mineral Fibres [NOHSC:2006(1990)], and the National Code of Practice for the Control of Inorganic Lead at Work Lead in Paint [NOHSC:2015(1994)] should be followed for all hazardous building materials.
- 6) Any material discovered that is suspected to be a hazardous building material should be assumed to contain hazardous materials with relevant area(s) isolated until expert advice is obtained.
- 7) All hazardous materials removal/treatment works or other works which may disturb hazardous containing materials should follow an appropriate detailed work specific control strategy setting out the procedures and precautions that are to be taken to ensure health and safety with respect to hazardous exposures. The control strategy should include Safe Work Method Statements, a Hazardous Materials Work Plan and Management Plans. Prior to undertaking such works it is recommended that the advice of a suitably qualified occupational hygienist, such as Getex Pty Ltd, be sought.
- 8) If any hazardous building materials are to remain in place an appropriate ongoing hazardous materials management plan is to be prepared and implemented to ensure that the risks associated with these materials are controlled and maintained at an acceptable level.

- 9) All hazardous building removal/treatment activities are to be undertaken by an experienced and licensed removal contractor.
- 10) According to the Safe Work Australia Code of Practice (How to Safely Remove Asbestos); (p19) "Air monitoring is mandatory for all friable asbestos removal," and "Air monitoring should be considered where the asbestos removal work is being undertaken in or next to a public location."
- 11) Asbestos/SMF and Lead air monitoring is to be undertaken by an organisation NATA accredited for air monitoring and who is independent of the removal contractor.
- 12) Following removal of asbestos containing building materials, lead containing paints and lead dust, the area is to be assessed by a suitably qualified consultant, such as Getex Pty Ltd, and an asbestos or lead clearance certificate issued subject to satisfactory assessment results.

7. Hazardous Building Materials Register

7.1 How to Use the Hazardous Building Materials Register

ID	Location	Material Type	Analysis Result	Sample No.	Extent	Condition	Friability	Disturbance Potential	Re-inspect Date	Control Priority	Control Measures	Removal Date	Removed	Photos					
Exterior																			
2	Eaves Southern extension	Asbestos Cement Sheeting	Positive <i>Chrysotile Asbestos Detected</i>	9038/AS04B	~40m ²	Good	Non-Friable	Low	Low	May 2018	<div><div>Material in good condition, and should not disturb (e.g. do not drill, cut grind or sand). Remove by a licensed Class A or Class B asbestos removalist as soon as practicable and prior to any refurbishment or demolition works.</div><div>P3</div></div>	Date: Removed by: Report:		Photo 12 					
Comments: All eaves throughout the dwelling are assessed to contain asbestos.																			
Area Reference		Site Unique Entry ID Number		Location Description		Material Type		Analysis Result		Approx. Extent		Information relating to condition and risk status of the item		Re-inspection Date		Priority Ranking		Recommended Controls	

Ensure that a copy of the register is available on Site and may be viewed by contractors working in the area. Copies of the register are to be supplied to any tenants on request. If work is being conducted in a particular area identify all hazardous items within the register and ensure the relevant controls are followed by workers or contractors if working in the vicinity of the material e.g. do not drill, cut grind or sand.

HAZARDOUS BUILDING MATERIALS REGISTER

Prepared by Getex

Grandstand

Site Address: Pratten Park, Arthur Street



Investigated: 30 September 2015





ASHFIELD NSW 2131




Consultant: Peter Fox BSc





Asset Photo

ID	Location	Material Type	Sample No.	Analysis Result	Extent	Condition	Friability	Disturbance Potential	Risk Status	Re-inspect Date	Control Priority	Control Recommendation	Removed	Photos
Exterior														
1	Cream paint Throughout	Paint	9206.05/ LPST02	Negative Lead in Paint <1.0%	-	-	-	-	-	-	-	-	-	Photo 1 
														Cream Paint Throughout
2	Exterior western wall Panelling	Fibre Cement Sheeting	9206.05/ AS02	Negative No Asbestos Detected	-	-	-	-	-	Sep 2018	-	-	-	Photo 2 
														Fibre Cement Sheetting

ID	Location	Material Type	Sample No.	Analysis Result	Extent	Condition	Friability	Disturbance Potential	Risk Status	Re-inspect Date	Control Priority	Control Recommendation	Removed	Photos
Exterior (Cont..)														
3	Gables and exterior sides to the northern and Panels	Asbestos Cement Sheeting	Previously Sampled by NAA 41310-(300805)-05	Positive <i>Asbestos Detected</i>	~40m ²	Good	Non-Friable	Low	Low	Sep 2018	 P3	Label and maintain in good condition, and do not disturb (e.g. do not drill, cut grind or sand). Remove by a licensed Class A or Class B asbestos removalist as soon as practicable and prior to any refurbishment or demolition works.	Date: _____ Removed by: _____ Report: _____	Photo 3 
														Asbestos Cement Sheeting
4	Wooden beams and fences Throughout - Red paint	Paint	9206.05/LPST03	Negative Lead in Paint <1.0%	-	-	-	-	-	-	-	-	-	Photo 4 
														Red Beam Paint
Ground Floor - Exterior														
5	North-western section Eaves	Fibre Cement Sheeting	9206.05/AS01	Negative No Asbestos Detected	-	-	-	-	-	-	-	-	-	Photo 5 
														Fibre Cement Sheeting

ID	Location	Material Type	Sample No.	Analysis Result	Extent	Condition	Friability	Disturbance Potential	Risk Status	Re-inspect Date	Control Priority	Control Recommendation	Removed	Photos
Seating Area														
6	Floor Public area - Compressed cement sheeting	Asbestos Cement Sheeting	Previously Sampled by NAA 41310-(300805)-04	Positive <i>Asbestos Detected</i>	~100m ²	Moderate	Non-Friable	High	Medium	Sep 2016	 P2	Restrict access and remove by a licensed Class A or Class B asbestos removalist as soon as practicable and prior to any refurbishment or demolition works.	Date: _____ Removed by: _____ Report: _____	 Photo 6
Comments: Not detected at the time of re-inspection, however the material is assumed to be present unless proven otherwise. .														Grandstand Floor
Ground Floor - Interior														
7	Eastern storage rooms White wall paint with blue undercoat	Paint	9206.05/LPST04	Negative Lead in Paint <1.0%	-	-	-	-	-	-	-	-	-	 Photo 7
														White Wall Paint
Ground Floor - Change Rooms														
8	Corrugated metal ceiling Waterproofing material above	Waterproofing	Previously Sampled by NAA 41310-(300805)-03	Negative No Asbestos Detected	-	-	-	-	-	-	-	-	-	
Comments: Not accessed during 2015 resurvey.														

ID	Location	Material Type	Sample No.	Analysis Result	Extent	Condition	Friability	Disturbance Potential	Risk Status	Re-inspect Date	Control Priority	Control Recommendation	Removed	Photos
Ground Floor - Change Rooms (Cont..)														
9	Interior -	Not Determined	-	Positive <i>Area Not Accessed</i>	-	-	-	-	-	Sep 2016	-	Investigate as soon as practicable and prior to any refurbishment/ demolition works by a suitably qualified occupational hygienist. Update the register accordingly.	Date: _____ Removed by: _____ Report: _____	
Comments: No access available at the time of inspection.														
Electrical Switch room														
10	Electrical backing board -	Electrical Backing Board	Previously Sampled by NAA 41310-(300805)-06	Positive <i>Asbestos Detected</i>	~1m ²	Good	Non-Friable	Low	Low	Sep 2018	 P3	Label, maintain in good condition, and do not disturb (e.g. do not drill, cut grind or sand). Remove by a licensed Class A or Class B asbestos removalist as soon as practicable and prior to any refurbishment, demolition works or any electrical works that require drilling.	Date: _____ Removed by: _____ Report: _____	
Comments: Unable to access during 2015 resurvey presumed to still be present.														
11	North-western wall Panel	Asbestos Cement Sheeting	Previously Sampled by NAA 41310-(300805)-07	Positive <i>Asbestos Detected</i>	~10m ²	Good	Non-Friable	Low	Low	Sep 2018	 P3	Label and maintain in good condition, and do not disturb (e.g. do not drill, cut grind or sand). Remove by a licensed Class A or Class B asbestos removalist as soon as practicable and prior to any refurbishment or demolition works.	Date: _____ Removed by: _____ Report: _____	
Comments: Unable to access during 2015 resurvey presumed to still be present.														

HAZARDOUS BUILDING MATERIALS REGISTER

Prepared by Getex

Commentary Box

Site Address: Pratten Park, Arthur Street



Investigated: 30 September 2015


ASHFIELD NSW 2131

Consultant: Peter Fox BSc



Asset Photo

ID	Location	Material Type	Sample No.	Analysis Result	Extent	Condition	Friability	Disturbance Potential	Risk Status	Re-inspect Date	Control Priority	Control Recommendation	Removed	Photos
Exterior														
12	Eaves Throughout	Fibre Cement Sheeting	Previously Sampled by NAA 41310-(300805)-08	Negative No Asbestos Detected	-	-	-	-	-	-	-	-	-	Photo 8 
														Fibre Cement Sheeting
13	Gates throughout Green paint	Paint	Same as Sample 9206.05/LPST14	Negative Lead in Paint <1.0%	-	-	-	-	-	-	-	-	-	Photo 9 
														Green Gate Paint

ID	Location	Material Type	Sample No.	Analysis Result	Extent	Condition	Friability	Disturbance Potential	Risk Status	Re-inspect Date	Control Priority	Control Recommendation	Removed	Photos
Interior														
14	Fluorescent Lights Throughout	Fluorescent Lights	-	Negative No PCBs Detected (Visually Assessed)	-	-	-	-	-	-	-	-	-	Photo 10 
Comments: Assessed to be modern fittings.														Fluorescent Lights

HAZARDOUS BUILDING MATERIALS REGISTER

Prepared by Getex

Scoreboard Building

Site Address: Pratten Park, Arthur Street



Investigated: 30 September 2015




ASHFIELD NSW 2131



Consultant: Peter Fox BSc



Asset Photo

ID	Location	Material Type	Sample No.	Analysis Result	Extent	Condition	Friability	Disturbance Potential	Risk Status	Re-inspect Date	Control Priority	Control Recommendation	Removed	Photos
Exterior														
15	Roller doors Green paint	Paint	9206.05/ LPST12	Negative Lead in Paint <1.0%	-	-	-	-	-	-	-	-	-	Photo 11 
														Green Roller Door Paint
16	Walls White paint	Paint	9206.05/ LPST11	Negative Lead in Paint <1.0%	-	-	-	-	-	-	-	-	-	Photo 12 
														White Wall Paint

ID	Location	Material Type	Sample No.	Analysis Result	Extent	Condition	Friability	Disturbance Potential	Risk Status	Re-inspect Date	Control Priority	Control Recommendation	Removed	Photos
Interior														
17	Canteen Door frames - Cream paint	Paint	9206.05/LPST10	Negative Lead in Paint <1.0%	10 lineal metres	-	-	-	-	-	-	-	-	Photo 13 
														<i>Cream Door Frame Paint</i>
18	Canteen Walls and ceiling - Green paint	Paint	9206.05/LPST09	Negative Lead in Paint <1.0%	-	-	-	-	-	-	-	-	-	Photo 14 
														<i>Green Wall Paint</i>
19	Door frames Throughout - Green paint	Paint	9206.05/LPST08	Negative Lead in Paint <1.0%	-	-	-	-	-	-	-	-	-	Photo 15 
														<i>Green Door Frame Paint</i>

ID	Location	Material Type	Sample No.	Analysis Result	Extent	Condition	Friability	Disturbance Potential	Risk Status	Re-inspect Date	Control Priority	Control Recommendation	Removed	Photos
Interior (Cont..)														
20	Metal beams and ladders Green paint	Paint	9206.05/ LPST07	Positive <i>Lead in Paint >1.0%</i>	~30m ²	Unsealed, Moderate Condition	-	Medium	Medium	Sep 2016	 P2	Lead in paint level is >1.0%. Confirm percentage lead content by lab analysis. Manage in accordance with AS 4361.2 1998 Guide to Lead Paint Management Part 2: Residential and Commercial Buildings.	Date: _____ Removed by: _____ Report: _____	Photo 16 
														<i>Green Ladder Paint</i>

HAZARDOUS BUILDING MATERIALS REGISTER

Prepared by Getex

Maintenance Shed

Site Address: Pratten Park, Arthur Street

Investigated: 30 September 2015




ASHFIELD NSW 2131



Consultant: Peter Fox BSc



Asset Photo

ID	Location	Material Type	Sample No.	Analysis Result	Extent	Condition	Friability	Disturbance Potential	Risk Status	Re-inspect Date	Control Priority	Control Recommendation	Removed	Photos
Exterior														
21	Eaves Throughout	Fibre Cement Sheeting	Previously Sampled by NAA Same as 41310-(300805)-02	Negative No Asbestos Detected	-	-	-	-	-	-	-	-	-	Photo 17
														Fibre Cement Sheeting
22	Entrance gate Green paint	Paint	9206.05/LPST14	Negative Lead in Paint <1.0%	-	-	-	-	-	-	-	-	-	Photo 18
														Green Gate Paint

ID	Location	Material Type	Sample No.	Analysis Result	Extent	Condition	Friability	Disturbance Potential	Risk Status	Re-inspect Date	Control Priority	Control Recommendation	Removed	Photos
Exterior (Cont..)														
23	Roller door Panelling above	Fibre Cement Sheeting	Previously Sampled by NAA 41310-(300805)-02	Negative No Asbestos Detected	-	-	-	-	-	-	-	-	-	Photo 19 
														Fibre Cement Sheeting
24	Upper timber beams and eaves White paint	Paint	9206.05/LPST15	Negative Lead in Paint <1.0%	-	-	-	-	-	-	-	-	-	Photo 20 
														White Beam Paint
Interior														
25	Ceiling and Door Frames Throughout - White paint	Paint	9206.05/LPST13	Negative Lead in Paint <1.0%	-	-	-	-	-	-	-	-	-	Photo 21 
														White Door Paint

ID	Location	Material Type	Sample No.	Analysis Result	Extent	Condition	Friability	Disturbance Potential	Risk Status	Re-inspect Date	Control Priority	Control Recommendation	Removed	Photos
Interior (Cont..)														
26	Ceilings Throughout	Fibre Cement Sheeting	Previously Sampled by NAA Same as 41310-(300805)-02	Negative No Asbestos Detected	-	-	-	-	-	-	-	-	-	Photo 22 
														Fibre Cement Sheeting
27	Fluorescent Lights Throughout	Fluorescent Lights	-	Negative No PCBs Detected (Visually Assessed)	-	-	-	-	-	-	-	-	-	Photo 23 
Comments: Assessed to be modern fittings.														Fluorescent Lights

HAZARDOUS BUILDING MATERIALS REGISTER

Prepared by Getex

Eastern Token Booths

Site Address: Pratten Park, Arthur Street




Investigated: 30 September 2015







ASHFIELD NSW 2131

Consultant: Peter Fox BSc



Asset Photo

ID	Location	Material Type	Sample No.	Analysis Result	Extent	Condition	Friability	Disturbance Potential	Risk Status	Re-inspect Date	Control Priority	Control Recommendation	Removed	Photos
Exterior														
28	Doors Brown paint	Paint	9206.05/ LPST01	Negative Lead in Paint <1.0%	-	-	-	-	-	-	-	-	-	Photo 24 
														Brown Door Paint
29	Eaves	Asbestos Cement Sheeting	-	Positive Asbestos Detected (Visually Assessed)	24 lineal metres	Good	Non- Friable	Low	Low	Sep 2018	 P3	Maintain in good condition, and do not disturb (e.g. do not drill, cut grind or sand). Remove by a licensed Class A or Class B asbestos removalist as soon as practicable and prior to any refurbishment or demolition works.	Date: _____ Removed by: _____ Report: _____	Photo 25 
														Asbestos Cement Sheetting

ID	Location	Material Type	Sample No.	Analysis Result	Extent	Condition	Friability	Disturbance Potential	Risk Status	Re-inspect Date	Control Priority	Control Recommendation	Removed	Photos
Exterior (Cont..)														
30	Gates adjacent east and west Green paint	Paint	9206.05/ LP03	Positive <i>Low Range Lead in Paint Level (1.5% Lead)</i>	-	Unsealed, Poor Condition	-	High	Medium	Sep 2016	 P2	Lead in paint level is >1.0%. Remove flaking areas of paint. Manage in accordance with AS 4361.2 1998 Guide to Lead Paint Management Part 2: Residential and Commercial Buildings.	Date: _____ Removed by: _____ Report: _____	Photo 26 
														Green Gate Paint
31	Southern Side Eastern and western door frames - White paint	Paint	9206.05/ LP01	Positive <i>Medium Range Lead in Paint Level (14% Lead)</i>	10 lineal metres	Unsealed, Poor Condition	-	Medium	Medium	Sep 2016	 P2	Lead in paint level is >1.0%. Remove flaking areas of paint. Manage in accordance with AS 4361.2 1998 Guide to Lead Paint Management Part 2: Residential and Commercial Buildings.	Date: _____ Removed by: _____ Report: _____	Photo 27 
														White Door Frame Paint
32	Upper wooden beams and eaves Cream paint	Paint	9206.05/ LP02	Positive <i>Low Range Lead in Paint Level (4% Lead)</i>	~20m ²	Unsealed, Good Condition	-	Low	Low	Sep 2018	 P3	Lead in paint level is >1.0%. Manage in accordance with AS 4361.2 1998 Guide to Lead Paint Management Part 2: Residential and Commercial Buildings.	Date: _____ Removed by: _____ Report: _____	Photo 28 
														Cream Beam Paint

HAZARDOUS BUILDING MATERIALS REGISTER

Prepared by Getex

Eastern Toilet Blocks

Site Address: Pratten Park, Arthur Street

Investigated: 30 September 2015



ASHFIELD NSW 2131

Consultant: Peter Fox BSc



Asset Photo

ID	Location	Material Type	Sample No.	Analysis Result	Extent	Condition	Friability	Disturbance Potential	Risk Status	Re-inspect Date	Control Priority	Control Recommendation	Removed	Photos
Interior														
33	Doors and beams Throughout - Brown paint	Paint	9206.05/ LPST05	Negative Lead in Paint <1.0%	-	-	-	-	-	-	-	-	-	Photo 29
														Brown Door Paint
34	Toilet partitions -	Fibre Cement Sheeting	9206.05/ AS03	Negative No Asbestos Detected	-	-	-	-	-	-	-	-	-	Photo 30
														Fibre Cement Sheetting

ID	Location	Material Type	Sample No.	Analysis Result	Extent	Condition	Friability	Disturbance Potential	Risk Status	Re-inspect Date	Control Priority	Control Recommendation	Removed	Photos
Interior (Cont..)														
35	Toilet partitions Pink paint	Paint	9206.05/ LPST06	Positive <i>Lead in Paint >1.0%</i>	~46m ²	Unsealed, Good Condition	-	Low	Low	Sep 2018	 P3	Lead in paint level is >1.0%. Confirm percentage lead content by lab analysis. Manage in accordance with AS 4361.2 1998 Guide to Lead Paint Management Part 2: Residential and Commercial Buildings.	Date: _____ Removed by: _____ Report: _____	Photo 31 
														<i>Pink Partition Paint</i>

HAZARDOUS BUILDING MATERIALS REGISTER

Prepared by Getex

North-western Token Booths

Site Address: Pratten Park, Arthur Street




Investigated: 30 September 2015


ASHFIELD NSW 2131

Consultant: Peter Fox BSc



Asset Photo

ID	Location	Material Type	Sample No.	Analysis Result	Extent	Condition	Friability	Disturbance Potential	Risk Status	Re-inspect Date	Control Priority	Control Recommendation	Removed	Photos
Interior/Exterior														
36	Ceilings and awnings of booths Throughout	Asbestos Cement Sheeting	Previously Sampled by NAA 41310-(300805)-01	Positive <i>Asbestos Detected</i>	~20m ²	Good	Non-Friable	Low	Low	Sep 2018	 P3	Label and maintain in good condition, and do not disturb (e.g. do not drill, cut grind or sand). Remove by a licensed Class A or Class B asbestos removalist as soon as practicable and prior to any refurbishment or demolition works.	Date: _____ Removed by: _____ Report: _____	 Photo 32
														Asbestos Cement Sheeting
Exterior														
37	Door frames, eaves and upper beams White paint	Paint	9206.05/LP04	Negative Lead in Paint <1.0%	-	-	-	-	-	-	-	-	-	 Photo 33
														White Door Frame Paint

ID	Location	Material Type	Sample No.	Analysis Result	Extent	Condition	Friability	Disturbance Potential	Risk Status	Re-inspect Date	Control Priority	Control Recommendation	Removed	Photos
Exterior (Cont..)														
38	Doors Brown paint	Paint	9206.05/ LPST17	Negative Lead in Paint <1.0%	-	-	-	-	-	-	-	-	-	Photo 34 
Interior														
39	Throughout	Not Determined	-	Positive <i>Area Not Accessed</i>	-	-	-	-	-	Sep 2016	-	Investigate as soon as practicable and prior to any refurbishment/ demolition works by a suitably qualified occupational hygienist. Update the register accordingly.	Date: _____ Removed by: _____ Report: _____	
Comments: No access available at the time of inspection.														

HAZARDOUS BUILDING MATERIALS REGISTER

Prepared by Getex

Western Toilet Block

Site Address: Pratten Park, Arthur Street

Investigated: 30 September 2015



ASHFIELD NSW 2131

Consultant: Peter Fox BSc



Asset Photo

ID	Location	Material Type	Sample No.	Analysis Result	Extent	Condition	Friability	Disturbance Potential	Risk Status	Re-inspect Date	Control Priority	Control Recommendation	Removed	Photos
Exterior														
40	Beams and eaves Dark grey paint	Paint	9206.05/ LPST18	Negative Lead in Paint <1.0%	-	-	-	-	-	-	-	-	-	Photo 35
														Grey Eaves Paint
41	Entrance to Northern toilets Ceiling panel above	Fibre Cement Sheeting	9206.05/ AS04	Negative No Asbestos Detected	-	-	-	-	-	-	-	-	-	Photo 36
														Fibre Cement Sheetting

ID	Location	Material Type	Sample No.	Analysis Result	Extent	Condition	Friability	Disturbance Potential	Risk Status	Re-inspect Date	Control Priority	Control Recommendation	Removed	Photos
Exterior (Cont..)														
42	Walls Grey paint	Paint	9206.05/ LPST16	Negative Lead in Paint <1.0%	-	-	-	-	-	-	-	-	-	Photo 37 
														<i>Grey Wall Paint</i>
Interior/Exterior														
43	Fluorescent Lights Throughout	Fluorescent Lights	-	Negative No PCBs Detected (Visually Assessed)	-	-	-	-	-	-	-	-	-	Photo 38 
Comments: Assessed to be modern fittings.														<i>Fluorescent Lights</i>

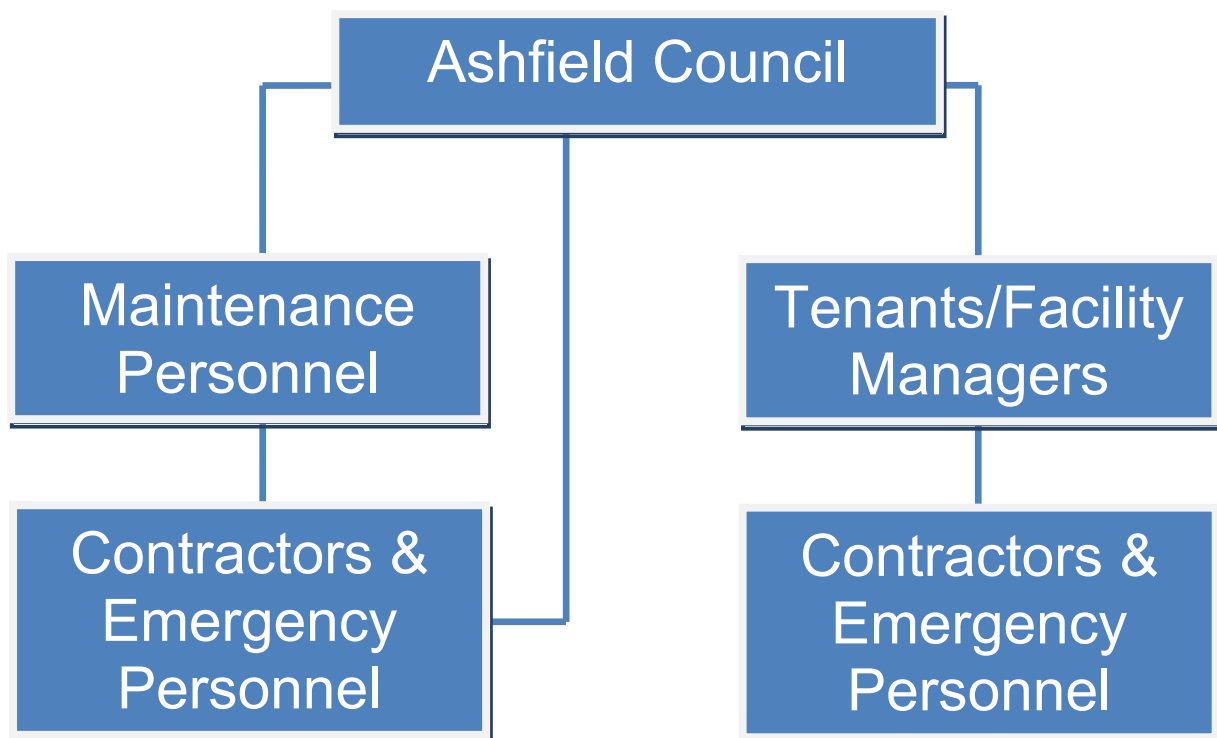
8. Asbestos Management Plan

Asbestos materials were identified on the Site, please refer to Section 7 of the report for specific controls to be implemented with respect to each item identified.

Further to the measures outlined in Section 7, the controls of the Asbestos Management Plan (AMP) outlined in Sections 9 to 14 below are to be implemented by the personnel identified below in order for the effective ongoing control of the above asbestos containing materials located at the Site.

9. Hierarchy of Control

Ashfield Council are to ensure that a hierarchy of control is established between individuals identified within each level of control and those individuals made responsible for the effective implementation of the Asbestos Management Plan:



10. Responsibilities

10.1 Responsibilities of Ashfield Council

The following statements are the responsibility of the Owners of Pratten Park, Arthur Street, ASHFIELD NSW 2131 (i.e. Ashfield Council) in relation to the implementation and management of this AMP:

- Ensure a copy of the Asbestos Building Materials Register & Asbestos Management Plan for the Site is available to all site personnel, including maintenance workers (i.e. a current hard copy is stored in an easily accessible location and all workers are informed of its location).
- Ensure that these parties clearly understand the content and requirements of the AMP and ensure that compliance with the AMP is a condition of any legal agreement with these parties.
- Contractors undertaking friable asbestos related works must have a current Class A license and Contractors undertaking any other asbestos related works must have either a current Class A or Class B asbestos license.
- Engage an Occupational Hygienist to undertake a risk assessment of suspect material if concerns are raised regarding the condition of asbestos containing material or if there is a significant change in the condition of the asbestos containing material.
- Maintain records relating to the management of asbestos at the site.
- Update the AMP if The Owners become aware that Site conditions have changed and inform all relevant other parties of the changes; and
- Ensure that the minimum recommendations of this AMP and all legislative requirements are implemented on Site and ensure that where practicable or feasible any further recommended control or remediation measures recommended within this AMP are implemented.

10.2 Responsibilities of Maintenance Personnel & Tenants/Facility Managers

The following statements are the responsibility of Maintenance Personnel & Tenants/Store Managers in relation to the implementation and management of this AMP:

- Inform Ashfield Council if they become aware that Site conditions as they relate to asbestos containing materials have changed, and inform all relevant other parties of the changes.
- Comply with the AMP for all works undertaken, and
- Relay any inquiries relating to the management of asbestos contamination issues within Pratten Park, Arthur Street, ASHFIELD NSW 2131 to Ashfield Council.

10.3 Responsibilities of Contractors & Emergency Personnel Working On-Site

The following statements are the responsibility of contractors and emergency personnel working on-site in relation to the implementation and management of this AMP:

- To ensure a Safe Work Permit document has been filled out before starting works.
- To ensure that work practices comply with those outlined with in this document and relevant Codes of Practice and legislation guidelines.
- Staff members employed have been suitably trained in the jobs that they are required to perform (including asbestos related work) and that they have been inducted to the Site.
- The Asbestos Building Materials Register & Asbestos Management Plan has been read and asbestos containing materials located physically on Site.
- Comply with the AMP for all works undertaken;
- Inform the relevant person controlling the works if conditions change significantly from those documented in the AMP; and
- Attend the Site in possession of the appropriate PPE as outlined in Section 13.


11. Consultation and Information

As per Section 4.3 of the Safe Work Australia Code of Practice (How to Manage & Control Asbestos in the Workplace), in the case of any works (including emergency works) taking place at asbestos affected areas, Ashfield Council are to ensure that all maintenance staff, tenants, contractors and emergency personnel undertaking work at asbestos affected areas have undergone an appropriate site specific induction in relation to the asbestos containing material that is present at the Site. The induction program is to be inclusive of the following:

- Information about asbestos containing material to which contractors/employees are or may be exposed to in the course of their work. Information is to include the nature of the hazard, identification of asbestos containing material and risks to health arising from exposure.
- Information about the locations of asbestos.
- Details of the asbestos containing material on site, including processes and safe work procedures to be followed to prevent exposure.
- Procedures to be followed in case of an emergency involving exposure of asbestos containing material.
- Incident reporting procedures to be followed in case of exposure or potential exposure of asbestos containing material.
- Personal protective equipment (PPE) requirements whilst working with asbestos.
- Records of all inductions must be kept for five years after the day the worker stops carrying out the **asbestos related work**. These records must also be available for inspection by the regulator (i.e. WorkCover NSW). Any contractor, maintenance staff, employee or other authorised persons who may potentially disturb the asbestos containing material on site must acknowledge within their Safe Work Method Statement and Risk Assessment the presence of asbestos within asbestos affected areas, must have signed onto a Permit to Work before commencing work and implement the appropriate controls as per Section 14.

12. Labelling

All Labels are to comply with Australian Standards AS1216 and AS1319. Examples of Labels are provided below:



The approximate dimensions of each label seen above will be as per follows:

- A: Height 72mm, Width 60mm;
- B: Height 67mm, Width at widest point 75mm;
- C: Height 76mm, Width 54mm;
- D: Height 67mm, Width at widest point 75mm;

Labeling in publicly sensitive areas is to be undertaken at the discretion of Ashfield Council.

Labeling is to be undertaken by a suitably trained and experienced Occupational Hygienist or competent person.

13. Steps Required During Asbestos Related Works

13.1 General Site Set Up

Prior to the commencement of asbestos related works the following procedures are to be observed:

- All friable asbestos related work is to be undertaken by a Class A licensed contractor.
- All bonded (non-friable) asbestos related work is to be undertaken by either a Class A or Class B licensed contractor.
- An exclusion zone from the work areas is to be established, barricaded and access restricted.
- A Permit to Work document has been filled out by all relevant parties.
- An appropriate Safe Work Method Statement and Risk Assessment are to be prepared by all parties involved and followed in accordance with site safety procedures. All personnel must read and sign each relevant document.
- Establish area for decontamination facilities (area for wetting down and disposal of PPE).
- All appropriate signage is to be erected, including appropriate asbestos warning signs.

13.2 General Requirements for Decontamination Works

During asbestos related works the following procedures are to be observed:

- All workers to wear appropriate Personal Protective Equipment (PPE), including respiratory protection (P2 or higher protection, P3 for friable asbestos related work), gloves, disposable overalls and safety shoes.
- Ensure all safety procedures are in place prior to starting work.
- At the completion of each work shift, use:
- Established area for decontamination facilities.
- Established area for wash down (decontamination) of equipment.
- All used PPE and waste generated is to be placed in 200µm thick plastic bags and disposed of as asbestos contaminated waste.

13.3 Painting or Cleaning of Asbestos Cement Sheeting

During painting or cleaning of asbestos cement sheeting the following procedures are to be observed as well as all steps with 14.1 and 14.2:

- The asbestos cement sheeting is to be inspected prior to commencing work to ensure that the sheets show no signs of deterioration or damage. If deterioration or damage is observed work must be stopped and emergency response procedures implemented.
- Drop sheets are to be installed within the work area to capture any dust generated and prevent the contamination of the ground/floor surfaces.
- Wet sanding may be used to prepare the surface before painting however the water must be captured and filtered prior to discharge. No dry sanding or high powered water cleaning methods are to be used during this task.
- When preparing the surface wet wiping may be used. During all wet wiping the rag must be not re-soaked and must be disposed of as asbestos waste after use.
- Apply paint gently using a roller or brush. High pressure spray methods are not to be used.

13.4 Drilling into Asbestos Cement Sheeting or Backing Boards

During drilling of asbestos cement sheeting works the following procedures are to be observed as well as all steps within 14.1 and 14.2:

- Drop sheets are to be installed below the drill area to capture any asbestos cement debris and prevent the contamination of the ground/floor surfaces.
- Apply tape to the front and back (if accessible) of the sheet. The tape used should be a heavy duty tape such as duct tape.
- Apply a generous amount of paste material to the drill and drill through surface.
- Use a non-powered hand drill or a low-speed battery-powered drill or drilling equipment fitted with a local exhaust ventilation (LEV) dust control hood. If a LEV is not available use the *shadow vacuuming technique* during the drilling process.
- All horizontal surfaces within the work area are to be vacuumed clean with a vacuum fitted with a HEPA filter until no visible signs of dust are present.
- All surfaces are to be wet wiped and the used rags disposed of as asbestos waste.
- A fine mist of PVA solution is to be applied to all surfaces following all drilling works.

13.5 Asbestos Air Monitoring & Clearance Inspection(s)

NATA accredited asbestos air monitoring is to be undertaken during all asbestos related works by a company such as Getex Pty Ltd.

If the results of the asbestos air monitoring during the asbestos related works indicate that airborne asbestos levels are equal to or exceed 0.02 fibres/mL, the Contractor shall cease work immediately, the work practice shall be reviewed with appropriate measures taken to rectify the problems.

- Following all asbestos related works an Occupational Hygienist from a company such as Getex Pty Ltd is to conduct a Clearance Assessment. The Clearance Assessment will involve:
 - A visual inspection to check if all visually identified asbestos containing material has been removed to a satisfactory industry standard.
 - The in situ asbestos containing material remaining onsite has been sealed to a satisfactory industry standard; and

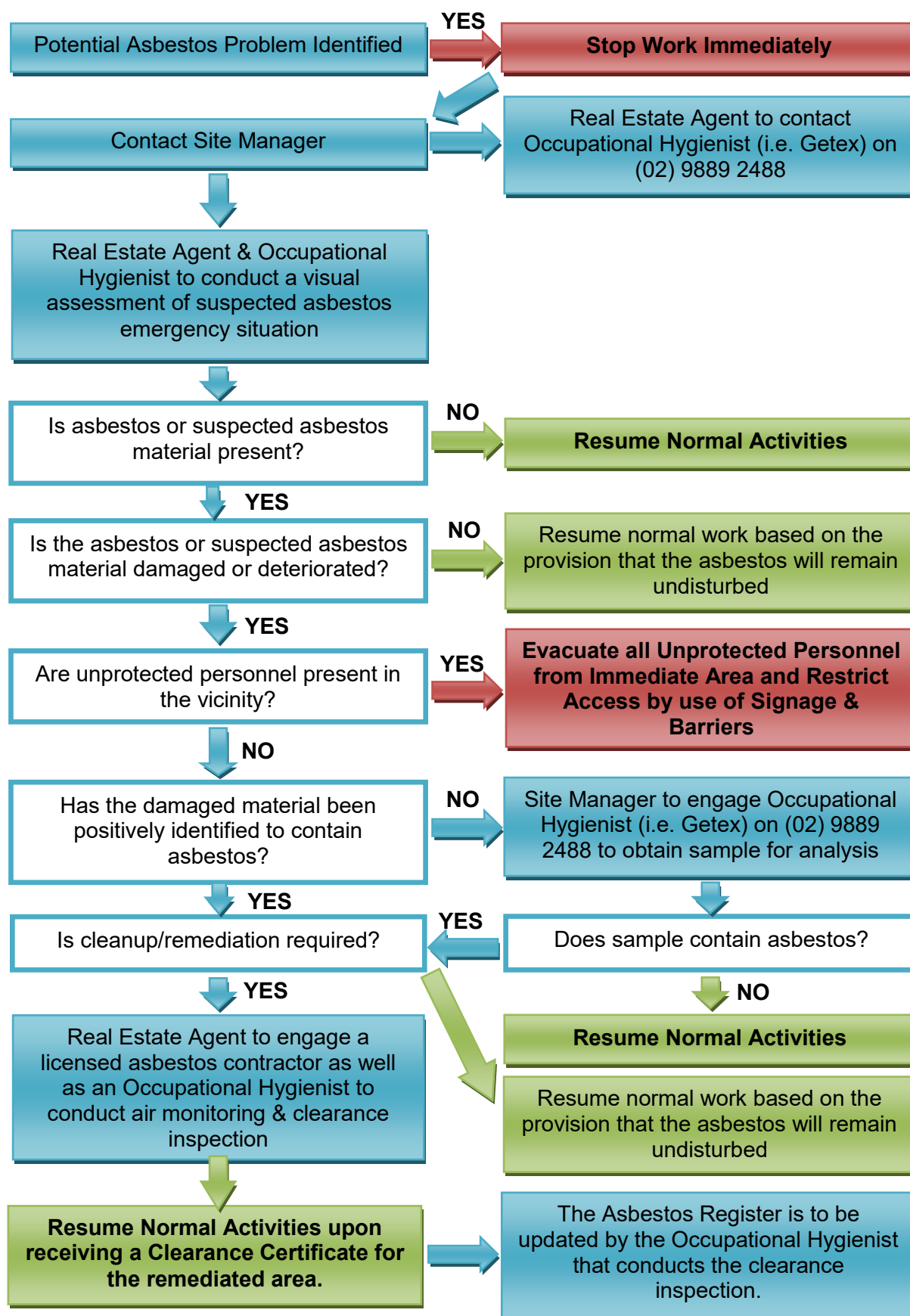
In the case of Friable Asbestos Removal, Clearance Asbestos Air Monitoring will also be required.

- Subsequent to a satisfactory Clearance Assessment results an Asbestos Clearance Certificate will be issued.

14. Emergency Response

In the event of an uncontrolled disturbance of any asbestos containing material, the following procedures are to be observed:

- An exclusion zone from the contaminated area is to be established, barricaded and access restricted.
- All appropriate signage is to be erected surrounding the exclusion zone, including appropriate asbestos warning signs.
- Establish and utilise an area for decontamination facilities for wetting down and disposal of contaminated clothing (If required).
- An independent consultant competent in asbestos related contamination issues, such as Getex Pty Ltd, is to be contacted to facilitate asbestos management/removal activities.
- **The following Flow Chart should be utilised to safely and efficiently minimize any risk and return the Site to a safe condition for works to Proceed.**



15. Review of the Asbestos Management Plan

The Asbestos Management Plan is to be reviewed and, if necessary, revised at least once every five years or when:

- Asbestos is removed from or further disturbed on the site;
- The plan is no longer adequate for managing the asbestos containing material; or
- A health and safety representative requests a review if they reasonably believe that any of the matters listed in the above points affects or may affect the health and safety of a member of their work group.

The five year review is to be conducted by a suitably qualified occupational hygienist such as Getex. Reviews and amendments in the interim may be conducted by a suitably qualified Staff member.



APPENDIX I

Sample Register & Laboratory Analysis Reports



SAMPLE REGISTER

Prepared by Getex

Sample No.	Material Type	Analysis Result	Building Reference	Area Reference	Location	Sample Location
9206.05/AS01	Fibre Cement Sheeting	No Asbestos Detected	Grandstand	Ground Floor - Exterior	North-western section - Eaves	The sample of fibre cement sheeting was collected from the north-western corner.
9206.05/AS02	Fibre Cement Sheeting	No Asbestos Detected	Grandstand	Exterior	Exterior western wall - Panelling	The sample of fibre cement sheeting was collected from the second panel north of the central beam.
9206.05/AS03	Fibre Cement Sheeting	No Asbestos Detected	Eastern Toilet Blocks	Interior	Toilet partitions -	The sample of fibre cement sheeting was collected from the southern partition to the southern toilet within the Northern toilet block.
9206.05/AS04	Fibre Cement Sheeting	No Asbestos Detected	Western Toilet Block	Exterior	Entrance to Northern toilets - Ceiling panel above	The sample of fibre cement sheeting was collected from the north-western corner of the panel.
9206.05/LP01	Paint	Medium Range Lead in Paint Level (14% Lead)	Eastern Token Booths	Exterior	Southern Side - Eastern and western door frames - White paint	The sample of white door frame paint was collected from the western frame of the eastern door.
9206.05/LP02	Paint	Low Range Lead in Paint Level (4% Lead)	Eastern Token Booths	Exterior	Upper wooden beams and eaves - Cream paint	The sample of cream beam paint was collected from the eastern end of the beam on the southern exterior.
9206.05/LP03	Paint	Low Range Lead in Paint Level (1.5% Lead)	Eastern Token Booths	Exterior	Gates adjacent east and west - Green paint	The sample of green gate paint was collected centrally on the southern side of the eastern gate.
9206.05/LP04	Paint	Lead in Paint <1.0%	North-western Token Booths	Exterior	Door frames, eaves and upper beams - White paint	The sample of white door frame paint was carried out on the eastern door frame on the southern side of the western booth.
9206.05/LPST01	Paint	Lead in Paint <1.0%	Eastern Token Booths	Exterior	Doors - Brown paint	The spot test of brown door paint was carried out on the eastern door.



SAMPLE REGISTER

Prepared by Getex

Sample No.	Material Type	Analysis Result	Building Reference	Area Reference	Location	Sample Location
9206.05/LPST02	Paint	Lead in Paint <1.0%	Grandstand	Exterior	Cream paint - Throughout	The spot test of cream wall paint was carried out on the northern end of the eastern wall of the enclosed room within the Grandstand.
9206.05/LPST03	Paint	Lead in Paint <1.0%	Grandstand	Exterior	Wooden beams and fences - Throughout - Red paint	The spot test of red beam paint was collected centrally on the wooden beam along the northern edge of the grandstand.
9206.05/LPST04	Paint	Lead in Paint <1.0%	Grandstand	Ground Floor - Interior	Eastern storage rooms - White wall paint with blue undercoat	The spot test of white wall paint and blue undercoat was carried out on the eastern wall adjacent north of the doorway within the northern storage room.
9206.05/LPST05	Paint	Lead in Paint <1.0%	Eastern Toilet Blocks	Interior	Doors and beams - Throughout - Brown paint	The spot test of brown door paint was carried out on the door adjacent north of the entrance gate within the northern toilet block.
9206.05/LPST06	Paint	Lead in Paint >1.0%	Eastern Toilet Blocks	Interior	Toilet partitions - Pink paint	The spot test of pink partition paint was carried out on the southern partition to the southern toilet within the northern toilet block.
9206.05/LPST07	Paint	Lead in Paint >1.0%	Scoreboard Building	Interior	Metal beams and ladders - Green paint	The spot test of green ladder paint was carried out on the lower eastern section of the ladder adjacent to the entrance.
9206.05/LPST08	Paint	Lead in Paint <1.0%	Scoreboard Building	Interior	Door frames - Throughout - Green paint	The spot test of green door frame paint was carried out on the northern side of the entrance door to the scoreboard.
9206.05/LPST09	Paint	Lead in Paint <1.0%	Scoreboard Building	Interior	Canteen - Walls and ceiling - Green paint	The spot test of green wall paint was carried out on the eastern wall adjacent north of the entrance door.
9206.05/LPST10	Paint	Lead in Paint <1.0%	Scoreboard Building	Interior	Canteen - Door frames - Cream paint	The spot test of cream door frame paint was carried out on the northern frame of the entrance door.



SAMPLE REGISTER

Prepared by Getex

Sample No.	Material Type	Analysis Result	Building Reference	Area Reference	Location	Sample Location
9206.05/ LPST11	Paint	Lead in Paint <1.0%	Scoreboard Building	Exterior	Walls - White paint	The spot test of white wall paint was carried out on the southern edge of the western wall above the brick work.
9206.05/ LPST12	Paint	Lead in Paint <1.0%	Scoreboard Building	Exterior	Roller doors - Green paint	The spot test of green roller door paint was carried out on the southern edge of the southern roller door.
9206.05/ LPST13	Paint	Lead in Paint <1.0%	Maintenance Shed	Interior	Ceiling and Door Frames - Throughout - White paint	The spot test of white door paint was carried out on the southern frame of the door to the north-eastern storage room.
9206.05/ LPST14	Paint	Lead in Paint <1.0%	Maintenance Shed	Exterior	Entrance gate - Green paint	The spot test of green gate paint was carried out on the western side of the gate.
9206.05/ LPST15	Paint	Lead in Paint <1.0%	Maintenance Shed	Exterior	Upper timber beams and eaves - White paint	The spot test of white beam paint was carried out on the beam above the entrance door.
9206.05/ LPST16	Paint	Lead in Paint <1.0%	Western Toilet Block	Exterior	Walls - Grey paint	The spot test of grey wall paint was carried out centrally on the southern wall.
9206.05/ LPST17	Paint	Lead in Paint <1.0%	North-western Token Booths	Exterior	Doors - Brown paint	The spot test of brown door paint was carried out on the eastern door on the southern side of the western booth.
9206.05/ LPST18	Paint	Lead in Paint <1.0%	Western Toilet Block	Exterior	Beams and eaves - Dark grey paint	The spot test of grey eaves paint was carried out on the panel above the entrance to the northern toilets.



ASBESTOS SAMPLE ANALYSIS REPORT

Report Number: 9206.05.ANAT
Report Date: 5 November 2015

1. CLIENT DETAILS

Client Company: Ashfield Council
Client Contact: Ray McMaster
Client Address: 260 Liverpool Road
ASHFIELD NSW 2131

Date Samples Received: 1 October 2015

2. SCOPE

GETEX PTY LTD was requested by Ray McMaster of Ashfield Council to analyse four (4) samples for asbestos content. The analysis results only relate to the samples tested.

3. METHOD

The samples were analysed under a Stereomicroscope and selected fibres were analysed by Polarised Light Microscopy in conjunction with dispersion staining method (GETEX.BSA.01, NATA accreditation number 15404). This method is based on the AS 4964-2004 Method for the qualitative identification of asbestos in bulk samples.



NATA Accredited Laboratory.
Number: 15404

The results of the tests, calibrations and/or measurements included in this document are traceable to Australian/national standards.

Accredited for compliance with ISO/IEC 17025

This report shall not be reproduced except in full.

GETEX PTY LIMITED
ABN 99 116 287 471

Suite 2.02, Level 2, Waterloo Business Park
35 Waterloo Road, Macquarie Park NSW 2113
Phone: (02) 98892488 Fax: (02) 98892499
Email: help@getex.com.au Web: www.getex.com.au

4. RESULTS

Sample Number	Description	Analysis Result
9206.05/AS01	Approximate dimensions 18mm x 11mm x 2.3mm. The sample consisted of a fragment of fibre cement material containing organic fibres.	No Asbestos Detected
9206.05/AS02	Approximate dimensions 10mm x 6mm x 2mm. The sample consisted of a fragment of fibre cement material containing organic fibres.	No Asbestos Detected
9206.05/AS03	Approximate dimensions 11mm x 7mm x 2.1mm. The sample consisted of a fragment of fibre cement material containing organic fibres.	No Asbestos Detected
9206.05/AS04	Approximate dimensions 14mm x 8mm x 2.7mm. The sample consisted of a fragment of fibre cement material containing organic fibres.	No Asbestos Detected

5. LIMITATIONS

Although all work is performed to a professional and diligent standard, the potential variance between the practical limitations of the scope of work undertaken, the cost of our services, all possible issues of concern, and any loss or damages which may be associated with our work are such that we cannot warrant that all asbestos materials have been identified. We therefore limit any potential liability associated with our work to the cost of our services. Furthermore there can be no guarantee that a particular sample is typical of an extended area.

Kind Regards,



Geronimo Abrot BScMEng
Approved Identifier

QA/QC check by:



Lee Hands BSc Hons
Approved Signatory



NATA Accredited Laboratory.
Number:15404

The results of the tests, calibrations and/or measurements included in this document are traceable to Australian/national standards.

Accredited for compliance with ISO/IEC 17025

This report shall not be reproduced except in full.

9206ash05-ANAT

GETEX



12 Ashley Street, Chatswood, NSW 2067
tel: +61 2 9910 6200

email: sydney@envirolab.com.au
envirolab.com.au

Envirolab Services Pty Ltd - Sydney | ABN 37 112 535 645

CERTIFICATE OF ANALYSIS

135413

Client:

Getex Pty Ltd

2.02, Building 2 Waterloo Business Park
35 Waterloo Rd
North Ryde
NSW 2113

Attention: Peter Fox

Sample log in details:

Your Reference:	9206
No. of samples:	37 Paints, 18 Swabs
Date samples received / completed instructions received	06/10/15 / 06/10/15

Analysis Details:

Please refer to the following pages for results, methodology summary and quality control data.
Samples were analysed as received from the client. Results relate specifically to the samples as received.
Results are reported on a dry weight basis for solids and on an as received basis for other matrices.

Please refer to the last page of this report for any comments relating to the results.

Report Details:

Date results requested by: / Issue Date:	13/10/15 / 13/10/15
Date of Preliminary Report:	Not Issued

NATA accreditation number 2901. This document shall not be reproduced except in full.
Accredited for compliance with ISO/IEC 17025. **Tests not covered by NATA are denoted with *.**

Results Approved By:


Jacinta Hurst
Laboratory Manager

Envirolab Reference: 135413
Revision No: R 00



Page 1 of 8

Client Reference: 9206

Lead in Paint Our Reference: Your Reference Type of sample	UNITS ----- -----	135413-1 9206.03/LP01 Paint	135413-2 9206.03/LP02 Paint	135413-3 9206.03/LP03 Paint	135413-4 9206.03/LP04 Paint	135413-5 9206.03/LP05 Paint
Date prepared	-	08/10/2015	08/10/2015	08/10/2015	08/10/2015	08/10/2015
Date analysed	-	12/10/2015	12/10/2015	12/10/2015	12/10/2015	12/10/2015
Lead in paint	% w/w	7.8	<0.05	2.8	0.96	4.6

Lead in Paint Our Reference: Your Reference Type of sample	UNITS ----- -----	135413-6 9206.03/LP06 Paint	135413-8 9206.04/LP01 Paint	135413-9 9206.04/LP02 Paint	135413-10 9206.04/LP03 Paint	135413-11 9206.04/LP04 Paint
Date prepared	-	08/10/2015	08/10/2015	08/10/2015	08/10/2015	08/10/2015
Date analysed	-	12/10/2015	12/10/2015	12/10/2015	12/10/2015	12/10/2015
Lead in paint	% w/w	<0.05	11	3.7	4.5	1.2

Lead in Paint Our Reference: Your Reference Type of sample	UNITS ----- -----	135413-15 9206.05/LP01 Paint	135413-16 9206.05/LP02 Paint	135413-17 9206.05/LP03 Paint	135413-18 9206.05/LP04 Paint	135413-21 9206.09/LP01 Paint
Date prepared	-	08/10/2015	08/10/2015	08/10/2015	08/10/2015	08/10/2015
Date analysed	-	12/10/2015	12/10/2015	12/10/2015	12/10/2015	12/10/2015
Lead in paint	% w/w	14	4.0	1.5	0.3	0.2

Lead in Paint Our Reference: Your Reference Type of sample	UNITS ----- -----	135413-22 9206.09/LP02 Paint	135413-23 9206.09/LP03 Paint	135413-24 9206.09/LP04 Paint	135413-25 9206.09/LP05 Paint	135413-26 9206.09/LP06 Paint
Date prepared	-	08/10/2015	08/10/2015	08/10/2015	08/10/2015	08/10/2015
Date analysed	-	12/10/2015	12/10/2015	12/10/2015	12/10/2015	12/10/2015
Lead in paint	% w/w	0.98	0.1	0.07	0.1	0.1

Lead in Paint Our Reference: Your Reference Type of sample	UNITS ----- -----	135413-27 9206.09/LP07 Paint	135413-28 9206.10- 1/LP01 Paint	135413-29 9206.10- 1/LP02 Paint	135413-32 9206.12/LP01 Paint	135413-33 9206.12/LP02 Paint
Date prepared	-	08/10/2015	08/10/2015	08/10/2015	08/10/2015	08/10/2015
Date analysed	-	12/10/2015	12/10/2015	12/10/2015	12/10/2015	12/10/2015
Lead in paint	% w/w	0.08	13	0.3	0.2	1.3

Lead in Paint Our Reference: Your Reference Type of sample	UNITS ----- -----	135413-34 9206.12/LP03 Paint	135413-35 9206.12/LP04 Paint	135413-37 9206.13/LP01 Paint	135413-38 9206.13/LP02 Paint	135413-39 9206.14/LP01 Paint
Date prepared	-	08/10/2015	08/10/2015	08/10/2015	08/10/2015	08/10/2015
Date analysed	-	12/10/2015	12/10/2015	12/10/2015	12/10/2015	12/10/2015
Lead in paint	% w/w	0.50	0.08	0.09	0.1	0.1

Envirolab Reference: 135413
Revision No: R 00

Page 2 of 8

Client Reference: 9206

Lead in Paint Our Reference: Your Reference Type of sample	UNITS ----- -----	135413-41 9206.16/LP01 Paint	135413-42 9206.16/LP02 Paint	135413-46 9206.18/LP01 Paint	135413-48 9206.20/LP01 Paint	135413-53 9206.24/LP01 Paint
Date prepared	-	08/10/2015	08/10/2015	08/10/2015	08/10/2015	08/10/2015
Date analysed	-	12/10/2015	12/10/2015	12/10/2015	12/10/2015	12/10/2015
Lead in paint	% w / w	<0.05	5.5	0.2	0.08	10

Lead in Paint Our Reference: Your Reference Type of sample	UNITS ----- -----	135413-54 9206.24/LP02 Paint	135413-55 9206.24/LP03 Paint	135413-56 9206.09/LP02 - TRIPLICATE Paint
Date prepared	-	08/10/2015	08/10/2015	08/10/2015
Date analysed	-	12/10/2015	12/10/2015	12/10/2015
Lead in paint	% w / w	3.1	<0.05	<0.05

Envirolab Reference: 135413
Revision No: R 00

Page 3 of 8

Client Reference: 9206

Lead in swab Our Reference: Your Reference Type of sample	UNITS ----- -----	135413-7 9206.03/LD01 Swab	135413-12 9206.04/LD01 Swab	135413-13 9206.04/LD02 Swab	135413-14 9206.04/LD03 Swab	135413-19 9206.07/LD01 Swab
Date prepared	-	08/10/2015	08/10/2015	08/10/2015	08/10/2015	08/10/2015
Date analysed	-	08/10/2015	08/10/2015	08/10/2015	08/10/2015	08/10/2015
Lead in Swabs	µg/swab	87	590	13,000	26	10

Lead in swab Our Reference: Your Reference Type of sample	UNITS ----- -----	135413-20 9206.08/LD01 Swab	135413-30 9206.10- 2/LD01 Swab	135413-31 9206.10- 2/LD02 Swab	135413-36 9206.12/LD01 Swab	135413-40 9206.14/LD01 Swab
Date prepared	-	08/10/2015	08/10/2015	08/10/2015	08/10/2015	08/10/2015
Date analysed	-	08/10/2015	08/10/2015	08/10/2015	08/10/2015	08/10/2015
Lead in Swabs	µg/swab	15	68	4	4,100	88

Lead in swab Our Reference: Your Reference Type of sample	UNITS ----- -----	135413-43 9206.16/LD01 Swab	135413-44 9206.16/LD02 Swab	135413-45 9206.17/LD01 Swab	135413-47 9206.19/LD01 Swab	135413-49 9206.20/LD01 Swab
Date prepared	-	08/10/2015	08/10/2015	08/10/2015	08/10/2015	08/10/2015
Date analysed	-	08/10/2015	08/10/2015	08/10/2015	08/10/2015	08/10/2015
Lead in Swabs	µg/swab	30	370	13	220	160

Lead in swab Our Reference: Your Reference Type of sample	UNITS ----- -----	135413-50 9206.20/LD02 Swab	135413-51 9206.23/LD01 Swab	135413-52 9206.23/LD02 Swab
Date prepared	-	08/10/2015	08/10/2015	08/10/2015
Date analysed	-	08/10/2015	08/10/2015	08/10/2015
Lead in Swabs	µg/swab	290	270	74

Envirolab Reference: 135413
Revision No: R 00

Page 4 of 8

Client Reference: 9206

MethodID	Methodology Summary
Metals-004	Digestion of Paint chips/scrapings/liquids for Metals determination by ICP-AES/MS and or CV/AAS.
Metals-005	Digestion of Dust wipes/swabs and /or miscellaneous samples for Metals determination by ICP-AES/MS and/or CV-AAS

Envirolab Reference: 135413
Revision No: R 00

Page 5 of 8

Client Reference: 9206

QUALITY CONTROL	UNITS	PQL	METHOD	Blank	Duplicate Sm#	Duplicate results	Spike Sm#	Spike % Recovery
Lead in Paint						Base Duplicate %RPD		
Date prepared	-			08/10/2015	135413-2	08/10/2015 08/10/2015	LCS-1	08/10/2015
Date analysed	-			12/10/2015	135413-2	12/10/2015 12/10/2015	LCS-1	12/10/2015
Lead in paint	% w/w	0.05	Metals-004	<0.05	135413-2	<0.05 <0.05	LCS-1	107%
QUALITY CONTROL	UNITS	PQL	METHOD	Blank	Duplicate Sm#	Duplicate results	Spike Sm#	Spike % Recovery
Lead in swab						Base Duplicate %RPD		
Date prepared	-			08/10/2015	[NT]	[NT]	LCS-1	08/10/2015
Date analysed	-			08/10/2015	[NT]	[NT]	LCS-1	08/10/2015
Lead in Swabs	µg/swab	1	Metals-005	<1	[NT]	[NT]	LCS-1	102%
QUALITY CONTROL	UNITS		Dup. Sm#		Duplicate	Spike Sm#	Spike % Recovery	
Lead in Paint					Base + Duplicate + %RPD			
Date prepared	-		135413-15		08/10/2015 08/10/2015	LCS-2		08/10/2015
Date analysed	-		135413-15		12/10/2015 12/10/2015	LCS-2		12/10/2015
Lead in paint	% w/w		135413-15		14 17 RPD: 19	LCS-2		105%
QUALITY CONTROL	UNITS		Dup. Sm#		Duplicate	Spike Sm#	Spike % Recovery	
Lead in Paint					Base + Duplicate + %RPD			
Date prepared	-		135413-22		08/10/2015 08/10/2015	LCS-3		08/10/2015
Date analysed	-		135413-22		12/10/2015 12/10/2015	LCS-3		12/10/2015
Lead in paint	% w/w		135413-22		0.98 0.5 RPD: 65	LCS-3		105%
QUALITY CONTROL	UNITS		Dup. Sm#		Duplicate			
Lead in Paint					Base + Duplicate + %RPD			
Date prepared	-		135413-26		08/10/2015 08/10/2015			
Date analysed	-		135413-26		12/10/2015 12/10/2015			
Lead in paint	% w/w		135413-26		0.1 0.1 RPD: 0			
QUALITY CONTROL	UNITS		Dup. Sm#		Duplicate			
Lead in Paint					Base + Duplicate + %RPD			
Date prepared	-		135413-46		08/10/2015 08/10/2015			
Date analysed	-		135413-46		12/10/2015 12/10/2015			
Lead in paint	% w/w		135413-46		0.2 0.2 RPD: 0			
QUALITY CONTROL	UNITS		Dup. Sm#		Duplicate			
Lead in Paint					Base + Duplicate + %RPD			
Date prepared	-		135413-53		08/10/2015 08/10/2015			
Date analysed	-		135413-53		12/10/2015 12/10/2015			
Lead in paint	% w/w		135413-53		10 9.9 RPD: 1			

Envirolab Reference: 135413
Revision No: R 00

Page 6 of 8

Client Reference: 9206

Report Comments:

Acid Extractable Metals in Soil: The laboratory RPD acceptance criteria has been exceeded for 135413-22 for Pb. Therefore a triplicate result has been issued as laboratory sample number 135413-56.

Acid Extractable Metals in Paint: Sample 22; paint is bonded to substrate, every effort has been made to scrape the paint off.

Asbestos ID was analysed by Approved Identifier:	Not applicable for this job
Asbestos ID was authorised by Approved Signatory:	Not applicable for this job

INS: Insufficient sample for this test

NA: Test not required

<: Less than

PQL: Practical Quantitation Limit

RPD: Relative Percent Difference

>: Greater than

NT: Not tested

NA: Test not required

LCS: Laboratory Control Sample

Envirolab Reference: 135413
Revision No: R 00

Page 7 of 8

Quality Control Definitions

Blank: This is the component of the analytical signal which is not derived from the sample but from reagents, glassware etc, can be determined by processing solvents and reagents in exactly the same manner as for samples.

Duplicate: This is the complete duplicate analysis of a sample from the process batch. If possible, the sample selected should be one where the analyte concentration is easily measurable.

Matrix Spike : A portion of the sample is spiked with a known concentration of target analyte. The purpose of the matrix spike is to monitor the performance of the analytical method used and to determine whether matrix interferences exist.

LCS (Laboratory Control Sample) : This comprises either a standard reference material or a control matrix (such as a blank sand or water) fortified with analytes representative of the analyte class. It is simply a check sample.

Surrogate Spike: Surrogates are known additions to each sample, blank, matrix spike and LCS in a batch, of compounds which are similar to the analyte of interest, however are not expected to be found in real samples.

Laboratory Acceptance Criteria

Duplicate sample and matrix spike recoveries may not be reported on smaller jobs, however, were analysed at a frequency to meet or exceed NEPM requirements. All samples are tested in batches of 20. The duplicate sample RPD and matrix spike recoveries for the batch were within the laboratory acceptance criteria.

Filters, swabs, wipes, tubes and badges will not have duplicate data as the whole sample is generally extracted during sample extraction.

Spikes for Physical and Aggregate Tests are not applicable.

For VOCs in water samples, three vials are required for duplicate or spike analysis.

Duplicates: <5xPQL - any RPD is acceptable; >5xPQL - 0-50% RPD is acceptable.

Matrix Spikes, LCS and Surrogate recoveries: Generally 70-130% for inorganics/metals; 60-140% for organics (+/-50% surrogates) and 10-140% for labile SVOCs (including labile surrogates), ultra trace organics and speciated phenols is acceptable.

In circumstances where no duplicate and/or sample spike has been reported at 1 in 10 and/or 1 in 20 samples respectively, the sample volume submitted was insufficient in order to satisfy laboratory QA/QC protocols.

When samples are received where certain analytes are outside of recommended technical holding times (THTs), the analysis has proceeded. Where analytes are on the verge of breaching THTs, every effort will be made to analyse within the THT or as soon as practicable.



Envirolab Services Pty Ltd
ABN 37 112 535 645
12 Ashley St Chatswood NSW 2067
ph 02 9910 6200 fax 02 9910 6201
enquiries@envirolabservices.com.au
www.envirolabservices.com.au

SAMPLE RECEIPT ADVICE

Client Details	
Client	Getex Pty Ltd
Attention	Peter Fox

Sample Login Details	
Your Reference	9206
Envirolab Reference	135413
Date Sample Received	06/10/2015
Date Instructions Received	06/10/2015
Date Results Expected to be Reported	13/10/2015

Sample Condition	
Samples received in appropriate condition for analysis	YES
No. of Samples Provided	37 Paints, 18 Swabs
Turnaround Time Requested	Standard
Temperature on receipt (°C)	NA
Cooling Method	Not applicable
Sampling Date Provided	Not Provided on the COC

Comments
Samples will be held for 1 month for water samples and 2 months for soil samples from date of receipt of samples

Please direct any queries to:

Aileen Hie	Jacinta Hurst
Phone: 02 9910 6200	Phone: 02 9910 6200
Fax: 02 9910 6201	Fax: 02 9910 6201
Email: ahie@envirolabservices.com.au	Email: jhurst@envirolabservices.com.au

Sample and Testing Details on following page

<i>Sample Id</i>	<i>Lead in Paint</i>	<i>Lead in swab</i>
9206.03/LP01	✓	
9206.03/LP02	✓	
9206.03/LP03	✓	
9206.03/LP04	✓	
9206.03/LP05	✓	
9206.03/LP06	✓	
9206.03/LD01		✓
9206.04/LP01	✓	
9206.04/LP02	✓	
9206.04/LP03	✓	
9206.04/LP04	✓	
9206.04/LD01		✓
9206.04/LD02		✓
9206.04/LD03		✓
9206.05/LP01	✓	
9206.05/LP02	✓	
9206.05/LP03	✓	
9206.05/LP04	✓	
9206.07/LD01		✓
9206.08/LD01		✓
9206.09/LP01	✓	
9206.09/LP02	✓	
9206.09/LP03	✓	
9206.09/LP04	✓	
9206.09/LP05	✓	
9206.09/LP06	✓	
9206.09/LP07	✓	
9206.10-1/LP01	✓	
9206.10-1/LP02	✓	
9206.10-2/LD01		✓
9206.10-2/LD02		✓
9206.12/LP01	✓	
9206.12/LP02	✓	
9206.12/LP03	✓	
9206.12/LP04	✓	
9206.12/LD01		✓
9206.13/LP01	✓	
9206.13/LP02	✓	
9206.14/LP01	✓	
9206.14/LD01		✓
9206.16/LP01	✓	
9206.16/LP02	✓	
9206.16/LD01		✓
9206.16/LD02		✓
9206.17/LD01		✓
9206.18/LP01	✓	



Envirolab Services Pty Ltd
 ABN 37 112 535 645
 12 Ashley St Chatswood NSW 2067
 ph 02 9910 6200 fax 02 9910 6201
 enquiries@envirolabservices.com.au
 www.envirolabservices.com.au

9206.19/LD01		✓
9206.20/LP01	✓	
9206.20/LD01		✓
9206.20/LD02		✓
9206.23/LD01		✓
9206.23/LD02		✓
9206.24/LP01	✓	
9206.24/LP02	✓	
9206.24/LP03	✓	



From: Getex Pty Ltd
Address: 2.02, Building 2, Waterloo Business Park
35 Waterloo Road
North Ryde NSW 2113
Phone: (02) 9889 2488
Facsimile: (02) 9889 2499
Email: help@getex.com.au
Attention: Peter Fox

CHAIN OF CUSTODY FORM

To: Envirolab Services Pty Ltd
Address: 12 Ashley
Chatswood NSW 2067
Phone: (02) 9910 6200
Facsimile: (02) 9958 5803

Date: 2/10/2015
Order No.: 5384
Project No.: 9206

TAT Required: 5 Day TAT

☐ Standard Water Detection Limits (ANZECC 2000 95%) ☐ Special Water Detection Limits
(Please advise of additional charges)

☐ Samples received at ambient temperature ☐ Samples received chilled Received by (signature) CALUM CB. Date: 6.10.15.

Envirolab Barcode Number	GETEX Sample Number	Container Plastic Tube – PT Bag – B Petri Dish – PD Plastic Bottle – PB Glass Jar – GJ Glass Bottle – GB Glass Vial - GV	Soil								DDG Content										Paint/Dust Filters/ Wipes		
			TPH/BTEX	Metals ¹	PAH	OC/OP/PCB	VOC	Leachate Metals ² (mg/L)	Leachate PAH (mg/L)	Other	Ash & Comb. Matter	Total Soluble Matter	Total Insoluble Matter	Total Solids							Other	Lead (mg/kg)	Lead Total (mg)
135413.																							
1	9206.03/LP01	PT																			X		
2	9206.03/LP02	PT																			X		
3	9206.03/LP03	PT																			X		
4	9206.03/LP04	PT																			X		
5	9206.03/LP05	PT																			X		
6	9206.03/LP06	PT																			X		
7	9206.03/LD01	PT																				X	
8	9206.04/LP01	PT																			X		
9	9206.04/LP02	PT																			X		
10	9206.04/LP03	PT																			X		
11	9206.04/LP04	PT																			X		
12	9206.04/LD01	PT																				X	
13	9206.04/LD02	PT																				X	
14	9206.04/LD03	PT																				X	
15	9206.05/LP01	PT																			X		

9206env01-COC
GETEX Form Lab.016 (Edition 1; 7 November 2005)

GETEX

Envirolab Barcode Number	GETEX Sample Number	Container Plastic Tube – PT Bag – B Petri Dish – PD Plastic Bottle – PB Glass Jar – GJ Glass Bottle – GB Glass Vial – GV	Soil								DDG Content										Paint/Dust Filters/ Wipes		
			TPH/BTEX	Metals ¹	PAH	OC/OP/PCB	VOC	Leachate Metals ² (mg/L)	Leachate PAH (mg/L)	Other	Ash & Comb. Matter	Total Soluble Matter	Total Insoluble Matter	Total Solids						Other	Lead (mg/kg)	Lead Total (mg)	Other
135413																							
16	9206.05/LP02	PT																			X		
17	9206.05/LP03	PT																			X		
18	9206.05/LP04	PT																			X		
19	9206.07/LD01	PT																				X	
20	9206.08/LD01	PT																				X	
21	9206.09/LP01	PT																			X		
22	9206.09/LP02	PT																			X		
23	9206.09/LP03	PT																			X		
24	9206.09/LP04	PT																			X		
25	9206.09/LP05	PT																			X		
26	9206.09/LP06	PT																			X		
27	9206.09/LP07	PT																			X		
28	9206.10-1/LP01	PT																			X		
29	9206.10-1/LP02	PT																			X		
30	9206.10-2/LD01	PT																				X	
31	9206.10-2/LD02	PT																				X	
32	9206.12/LP01	PT																			X		
33	9206.12/LP02	PT																			X		
34	9206.12/LP03	PT																			X		
35	9206.12/LP04	PT																			X		
36	9206.12/LD01	PT																				X	
37	9206.13/LP01	PT																			X		
38	9206.13/LP02	PT																			X		

